

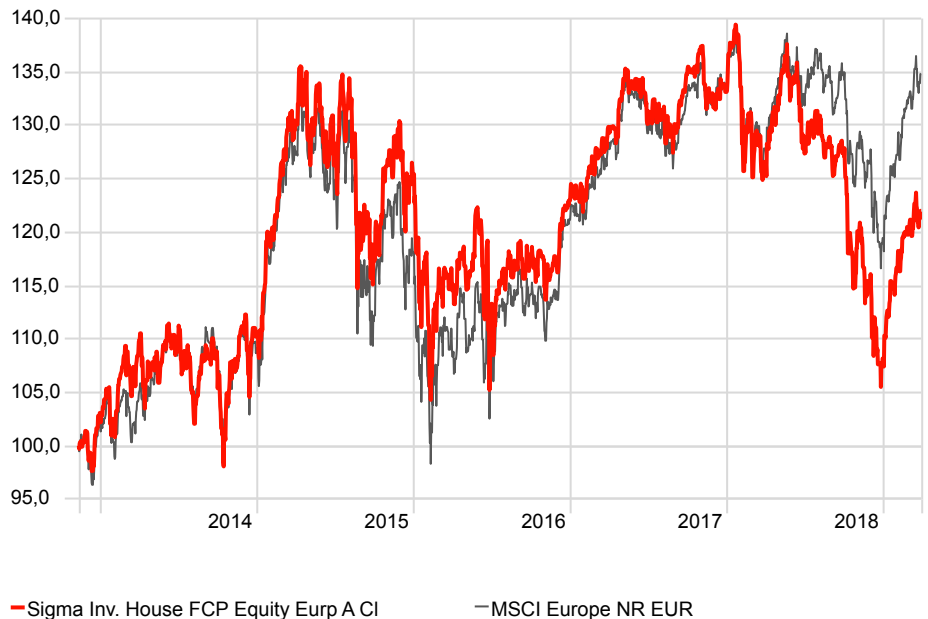
# Sigma Inv. House Equity EUROPE

## Key Figures

|                      |                                       |
|----------------------|---------------------------------------|
| Name                 | Sigma Inv. House FCP Equity Eurp A CI |
| ISIN                 | LU0986194024                          |
| Domicile             | Luxembourg                            |
| Fund Legal Structure | FCP                                   |
| Firm Name            | Andbank Asset Management Luxembourg   |
| Fund Size            | 44.983.830                            |
| Base Currency        | Euro                                  |
| NAV                  | 123,40                                |
| Management Fee       | 1,50%                                 |
| Distribution Fee     | 1,00%                                 |

## Investment Growth vs Benchmark

Time Period: 13/11/2013 to 31/03/2019



## Investment Objective

Equity fund, which seeks an active management of a portfolio of European shares. The objective of the fund is to obtain long-term capital growth. The fund invests mainly in equities traded in countries of the European Union or in companies whose sales come from a significant form of countries of the European Union. The reference currency of the Fund is the Euro, although some of the assets may be denominated in other currencies. However, a part of these may be covered in euros.

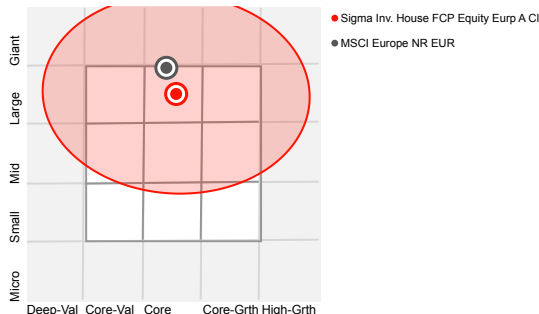
## 3 yr - Risk Ratios

|                                 | Std Dev | Beta | Sharpe |
|---------------------------------|---------|------|--------|
| Sigma Inv. House FCP Equity Eur | 12,2    | 1,0  | 0,2    |
| MSCI Europe NR EUR              | 12,0    | 1,0  | 0,7    |

## Returns per period

|                                 | YTD   | 2018   | 2017  | 2016  | 3 yr  | Inicio |
|---------------------------------|-------|--------|-------|-------|-------|--------|
| Sigma Inv. House FCP Equity Eur | 12,76 | -18,73 | 8,24  | -1,95 | 5,58  | 22,00  |
| MSCI Europe NR EUR              | 12,84 | -10,57 | 10,24 | 2,58  | 22,79 | 34,80  |

## Holding-Based Style Map



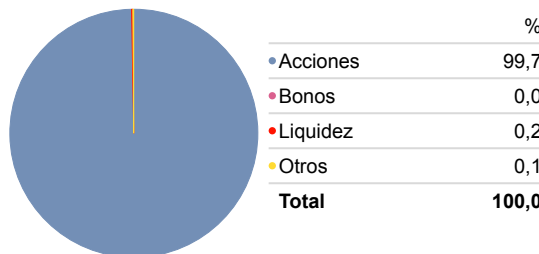
## Top Holdings

Portfolio Date: 28/02/2019

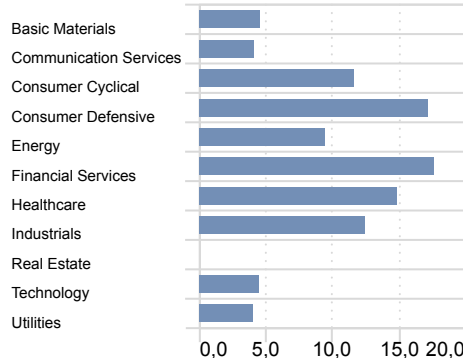
|                                       | Peso % | Sector             | Country |
|---------------------------------------|--------|--------------------|---------|
| Roche Holding AG Dividend Right Cert. | 3,9    | Healthcare         | CHE     |
| Nestle SA                             | 3,7    | Consumer Defensive | CHE     |
| Novo Nordisk A/S B                    | 3,6    | Healthcare         | DNK     |
| Allianz SE                            | 2,9    | Financial Services | DEU     |
| Royal Dutch Shell PLC Class A         | 2,5    | Energy             | GBR     |
| Koninklijke Ahold Delhaize NV         | 2,4    | Consumer Defensive | NLD     |
| Total SA                              | 2,2    | Energy             | FRA     |
| L'Oreal SA                            | 1,8    | Consumer Defensive | FRA     |
| LVMH Moet Hennessy Louis Vuitton SE   | 1,8    | Consumer Cyclical  | FRA     |
| Diageo PLC                            | 1,6    | Consumer Defensive | GBR     |

## Asset Allocation

Portfolio Date: 28/02/2019



## Equity Sector Exposure



## Currency Exposure

